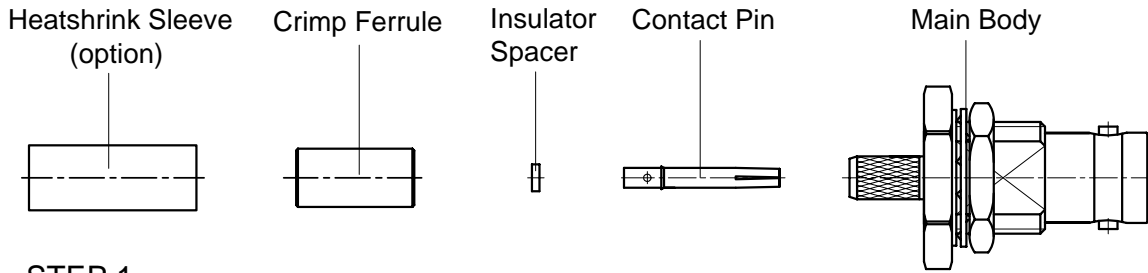


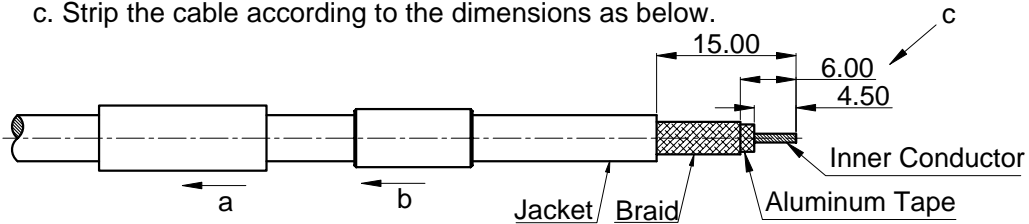
P/N: 10-02-1D18-024 (REV. B)

Description: BNC Straight Waterproof Bulkhead Female Crimp for RG58/LMR195 Cable



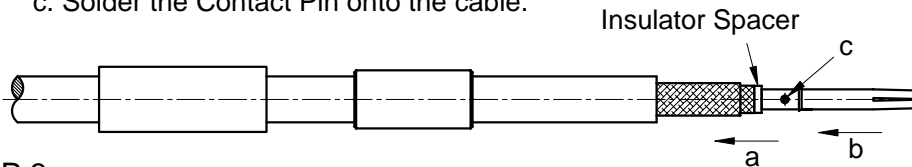
STEP 1

- a. Slide the Heatshrink Sleeve onto the cable (option).
- b. Slide the Crimp Ferrule onto the cable.
- c. Strip the cable according to the dimensions as below.



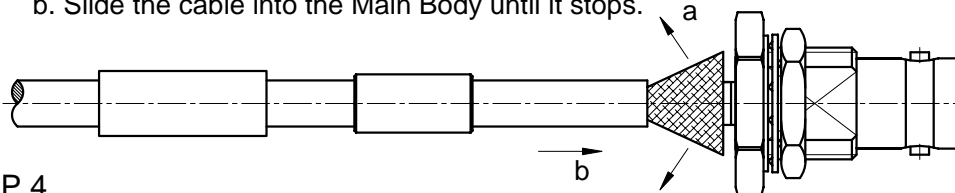
STEP 2

- a. Slide the Insulator Spacer onto the cable's center conductor.
- b. Slide the Contact Pin onto the cable's center conductor until it stops.
- c. Solder the Contact Pin onto the cable.



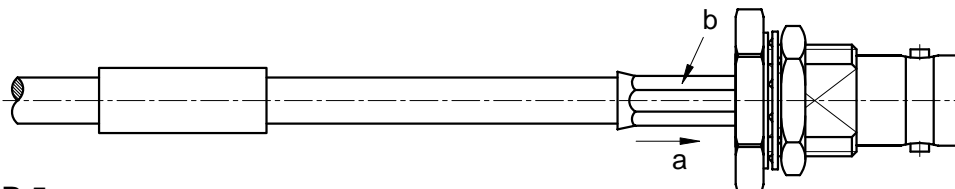
STEP 3

- a. Fan the braid.
- b. Slide the cable into the Main Body until it stops.



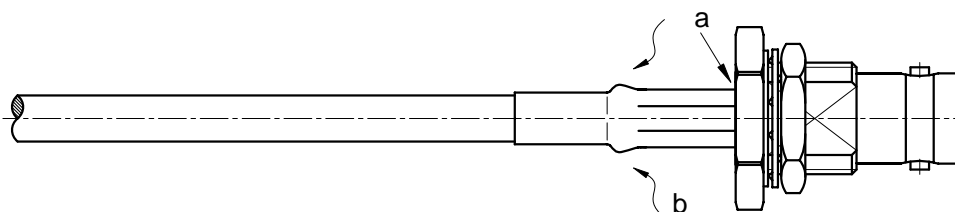
STEP 4

- a. Slide the Crimp Ferrule over the braid.
- b. Crimp the Crimp Ferrule with crimping tool (5.4mm HEX.).



STEP 5

- a. Cut the excess of braid if necessary.
- b. Slide the Heatshrink Sleeve over the Crimp Ferrule and heatshrink it in place (option).



Note: Dimensions in millimeters (mm).